

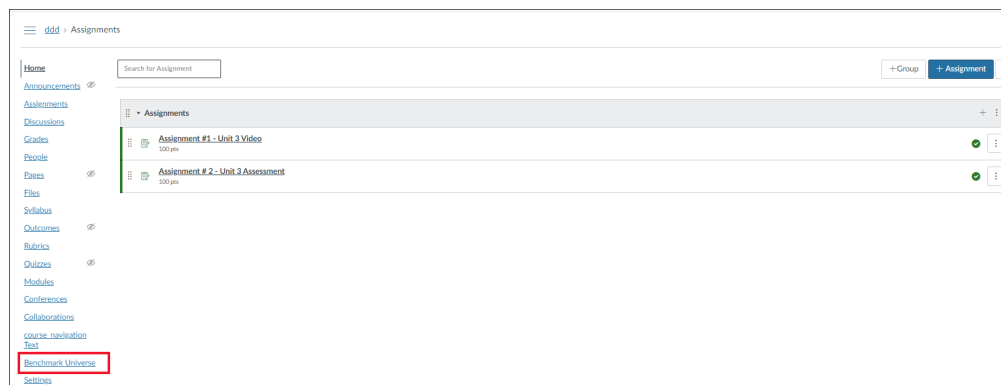


Teachers can use this document as a guide to see how students access Benchmark Universe through Canvas.

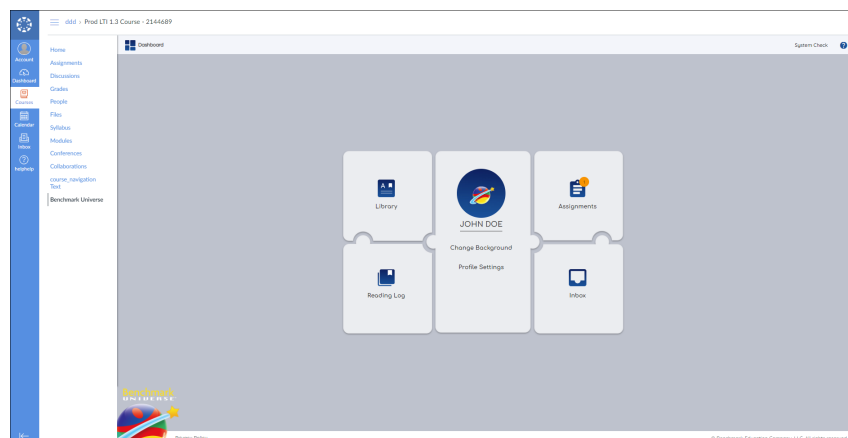
Students will login to Canvas and choose a course from the Dashboard. After entering a Canvas course, students can access Benchmark Universe in two different ways.

Full Benchmark Universe Access

The student clicks 'Benchmark Universe' on the left navigation in Canvas to launch into Benchmark Universe.



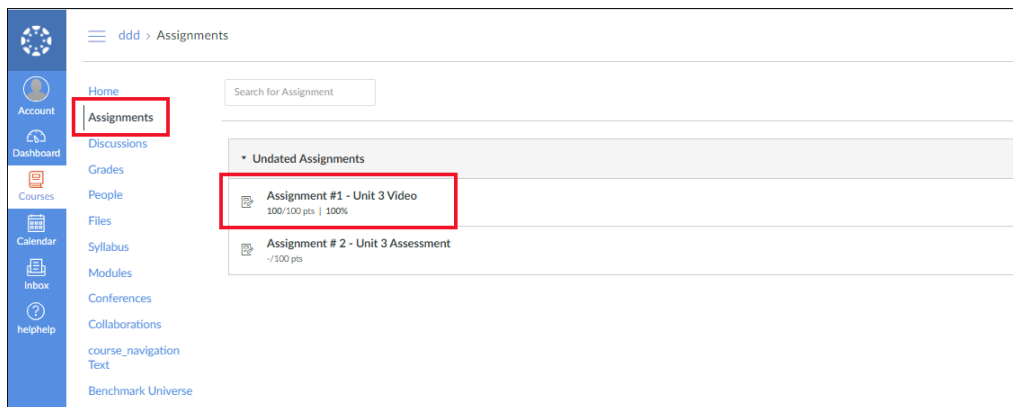
The 'Benchmark Universe' link in the left navigation column lands the student directly on their Benchmark Universe Dashboard. From here students can access their Library, Assignments list, Reading Log, or Inbox.



Direct Assignment Access

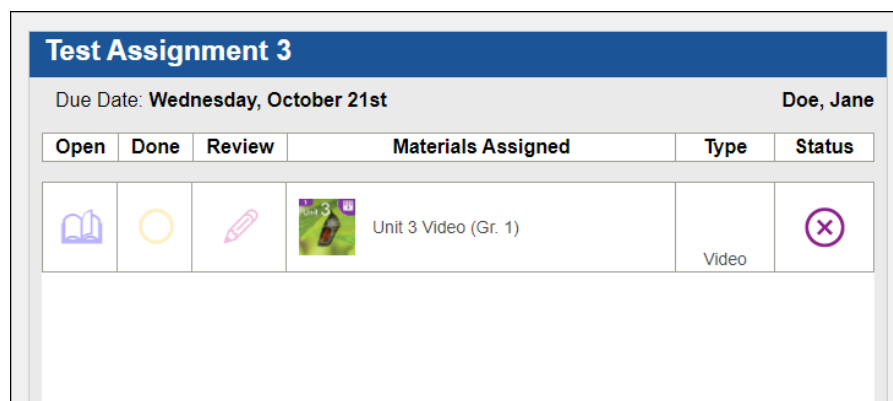
From the Canvas Assignments list, click an assignment link to launch directly into a Benchmark Universe assignment that a teacher created through the Canvas Rich Content Editor.

The student clicks to open the assignment from Canvas. The student lands directly on the assignment in Benchmark Universe.



On the Benchmark Universe assignment, the student can do the following:





- Click the book icon to open the resource to take the assignment.
- Write a 'Book Review' of the assigned resource (eBooks only).
- Click the 'Done' box to complete the assignment.



When the student completes the assignment and clicks 'Done' the page will update to show completed status (green checkmark). A grade appears in the Canvas Gradebook.

Test Assignment 3

Due Date: **Wednesday, October 21st** Doe, Jane

Open	Done	Review	Materials Assigned	Type	Status
			 Unit 3 Video (Gr. 1)	Video	